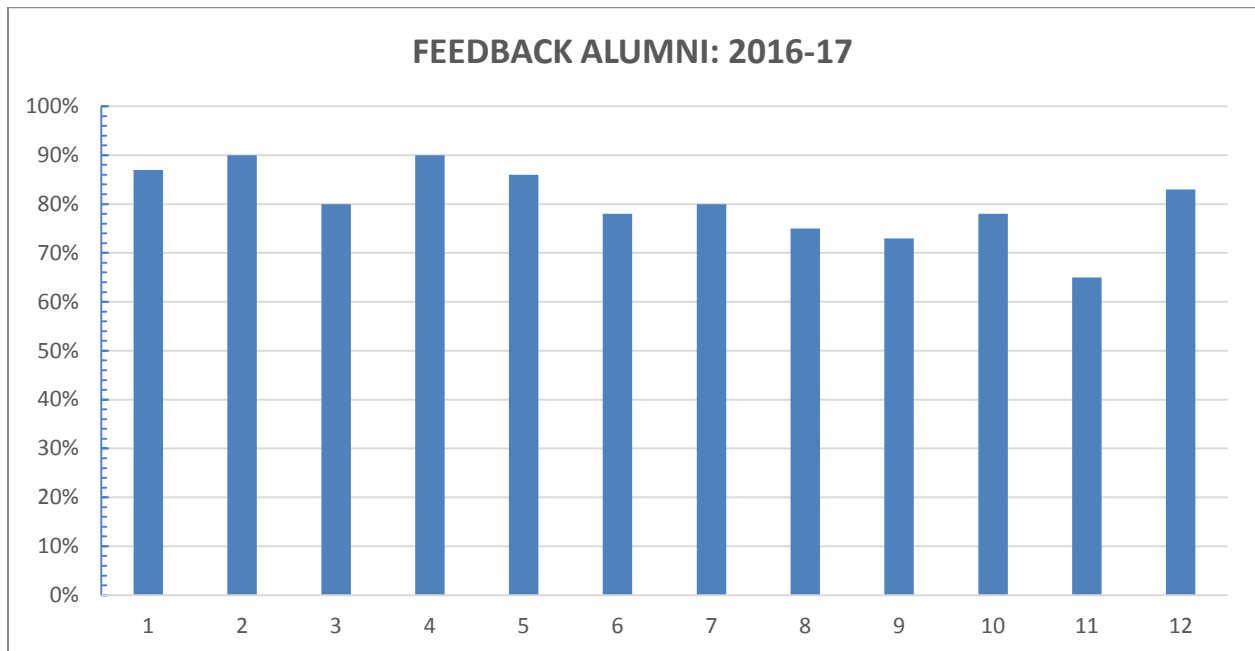


## ALUMNI FEEDBACK ANALYSIS 2016-17

87%	1	Admission Procedure and Fee structure
75%	2	Environment
80%	3	Infrastructure
90%	4	Faculty
86%	5	Quality of education
78%	6	Library
80%	7	Teacher's contribution to your professional growth
75%	8	Innovative teaching techniques
73%	9	Seminars & Work Shop
78%	10	NSS, sports and Extracurricular activity
65%	11	Canteen
83%	12	Parking & Security



The feedback was obtained from 130 Alumni and the findings are under:

**Observations:-**

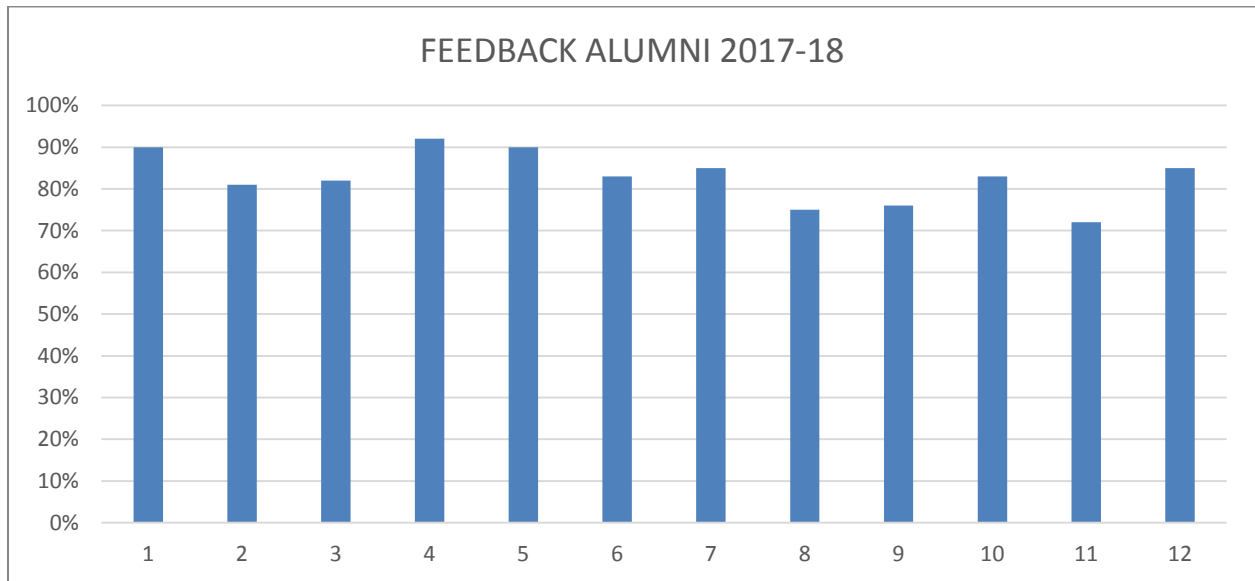
1. The overall average of feedback reveals that 80% of the alumni are positive to various factors posed to them.
2. 90% of feedback received from alumni appreciate the faculty of the college.
3. It has been voiced by 87% of the alumni that the admission and fee structure adopted by the college is effective
4. The quality of education adopted in the institution attracted 86%, a positive feedback.
5. 80% of feedback received from Alumni reveals that they accept the teacher's contributions to their professional growth and infrastructure available is adequate.
6. Facilities like canteen, seminars, innovative teaching, environment, library and NSS have got lesser appreciation in the range of 65% to 78%

**Suggestions:-**

1. Suggested to change the canteen management and bring effective changes
2. Efforts need to be made to organize more seminars and workshops for the benefit of students
3. The facilities that enables the students other than the education essentially to be improved

### ALUMNI FEEDBACK ANALYSIS 2017-18

90 %	1	Admission Procedure and Fee structure
81 %	2	Environment
82 %	3	Infrastructure
92 %	4	Faculty
90 %	5	Quality of education
83 %	6	Library
85 %	7	Teacher's contribution to your professional growth
75 %	8	Innovative teaching techniques
76 %	9	Seminars & Work Shop
83 %	10	NSS, sports and Extracurricular activity
72 %	11	Canteen
85 %	12	Parking & Security



The feedback was obtained from 50 alumni and findings are as under:-

## **Observations**

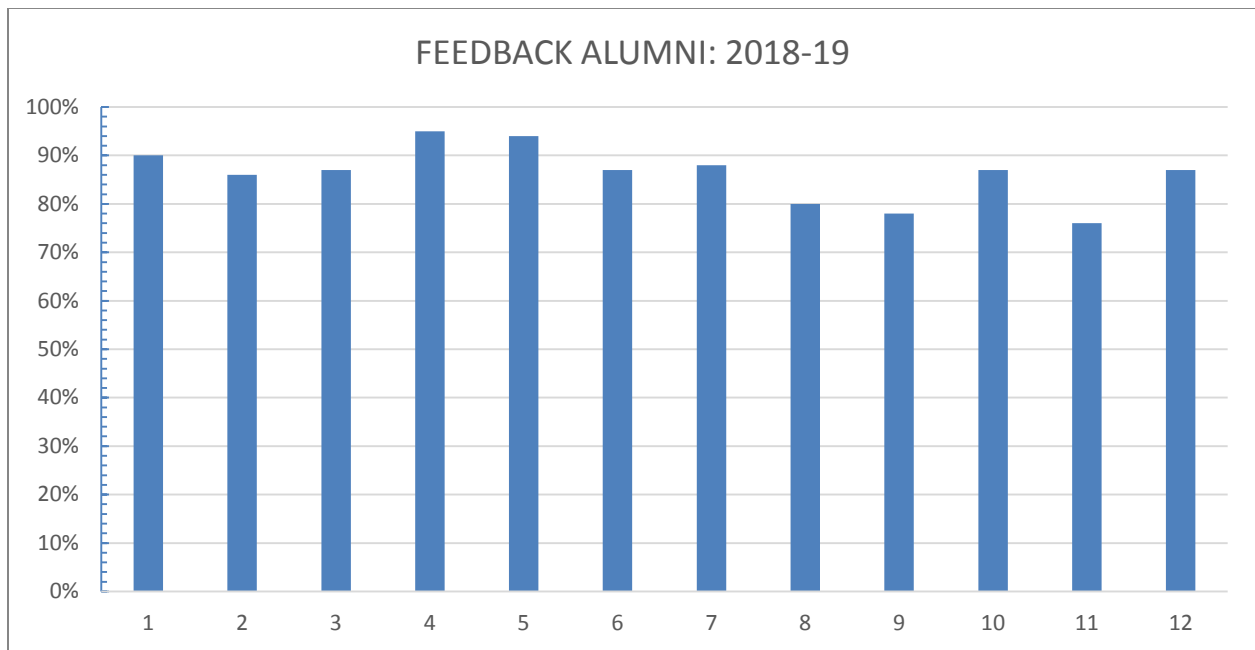
- The overall average of feedback reveals that 83% of the alumni are positive to various factors posed to them.
- The admission procedure, fee structure and quality of education has been appreciated by 90% of alumni, 3% and 4% increase than the previous year
- 92% of the alumni appreciated the faculty of the college, a 2% increase than the previous year
- `
- 83% of the alumni appreciated the library , a 5% increase than the previous year
- The facilities like canteen, seminars, innovative teaching were few other factors voiced by the alumni around 72% to 76% ratings

## **Suggestions**

- Action needs to be taken to improve canteen facilities
- It is suggested to improve the facilities of ICT for effective utilization of teaching techniques

### ALUMNI FEEDBACK ANALYSIS 2018-19

90%	1	Admission Procedure and Fee structure
86%	2	Environment
87%	3	Infrastructure
95%	4	Faculty
94%	5	Quality of education
87%	6	Library
88%	7	Teacher's contribution to your professional growth
80%	8	Innovative teaching techniques
78%	9	Seminars & Work Shop
87%	10	NSS, sports and Extracurricular activity
76%	11	Canteen
87%	12	Parking & Security



The feedback was obtained from 90 alumni and the findings are as under:

**Observations:**

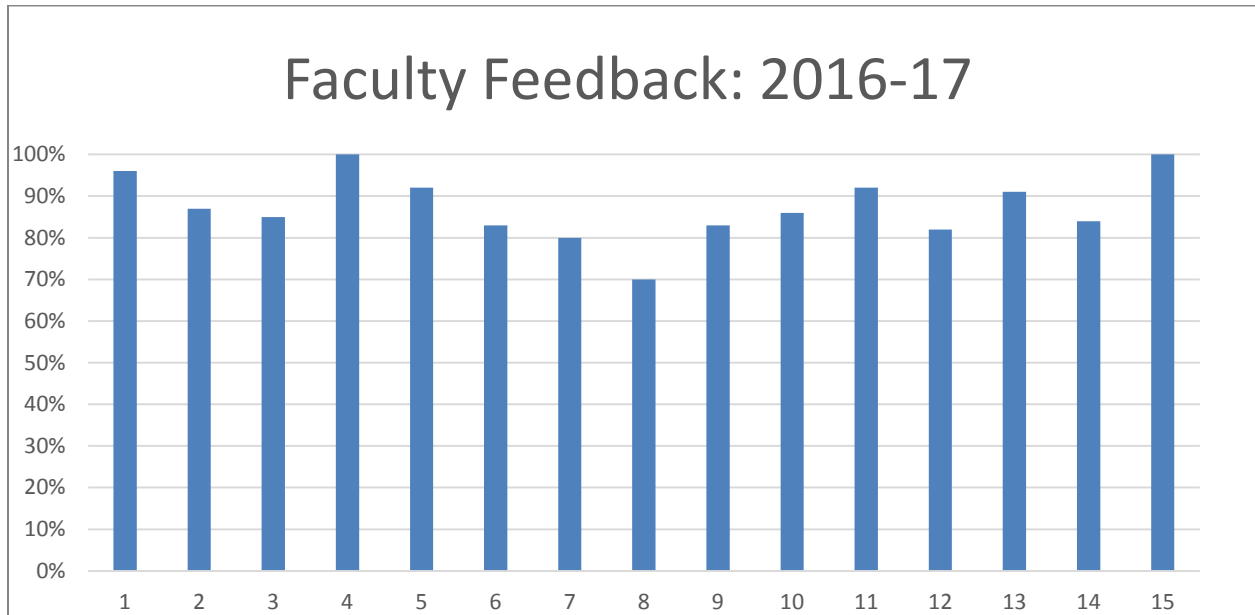
- The alumni recorded the overall average of 87% while voicing their opinion on these 12 factors
- 95% of the alumni have appreciated the faculty of the college, a 3% increase over the previous year
- Quality education has scored 94% in this year, a 4% increase over the previous year
- The alumni voiced admission procedure and fee structure at the same rating, 90%
- The alumni feedback on teacher's contribution to your professional growth showed an increase of 3% to reach 88% this year

**Suggestions:**

- Canteen facilities need to be improved
- Efforts to be made to organize seminar and workshops.

## FEEDBACK ANALYSIS: FACULTY 2016-17

%	Sl.No.	Parameters
96	1	Design and development of curriculum
87	2	The curriculum has been updated
85	3	The admission process is effective
100	4	The class work is taking place as per schedule
92	5	The library is utilized optimally by the faculty
83	6	Use of ICT in teaching is effective
80	7	The teachers are encouraged to carryout research
70	8	The teachers encouraged to organized seminar/ workshop
83	9	The Teachers are encourage to participate in seminar/ workshop
86	10	The merit of teachers is recognized by management
92	11	The interaction of the students is effective
82	12	The evaluation system by university is effective
91	13	Infrastructure facilities are good
84	14	Environment
100	15	Staff meetings held regularly



The feedback was obtained from 20 faculties of Sri Sai College for Women.

**Observations:**

- In an average more than 75% of the faculty have given, Positive feedback, if we take into consideration the overall 15 factors.
- 100% of the faculty felt that the classes are held as per the schedule & staff meetings are held regularly.
- 96% of the faculty have an opinion that the design and development of curriculum is suitable for the students
- 92% of the faculty have opined, that the interaction of the students is effective.
- 91% of the faculty felt that the infrastructure facilities are conducive for teaching.
- 87% of the faculty opined that the curriculum has been updated for the betterment of the students.
- 85% of the faculty appreciated the admission process of the college.

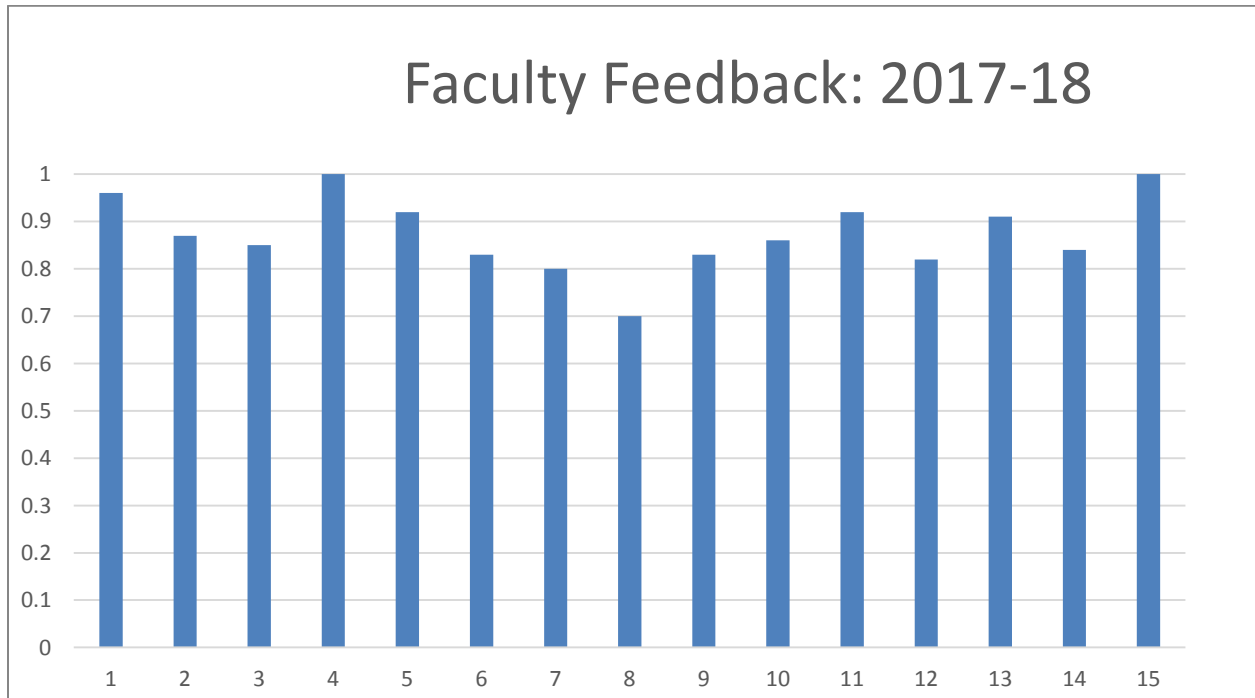
**Suggestion:**

- Teachers have to put forth more efforts to conduct more seminars / workshops
- Research & paper presentation need to be improved by the faculty as well as students



## FEEDBACK ANALYSIS: FACULTY 2017-18

%	Sl. No.	Parameters
98	1	Design and development of curriculum
89	2	The curriculum has been updated
88	3	The admission process is effective
100	4	The class work is taking place as per schedule
96	5	The library is utilised optimally by the faculty
85	6	Use of ICT in teaching is effective
83	7	The teachers are encouraged to carryout research
73	8	The teachers encouraged to organised seminar/ workshop
86	9	The Teachers are encourage to participate in seminar/ workshop
88	10	The merit of teachers is recognised by management
95	11	The interaction of the students is effective
83	12	The evaluation system by university is effective
93	13	Infrastructure facilities are good
87	14	Environment
100	15	Staff meetings held regularly



The feedback was obtained from 20 faculties of Sri Sai College for Women.

**Observations:**

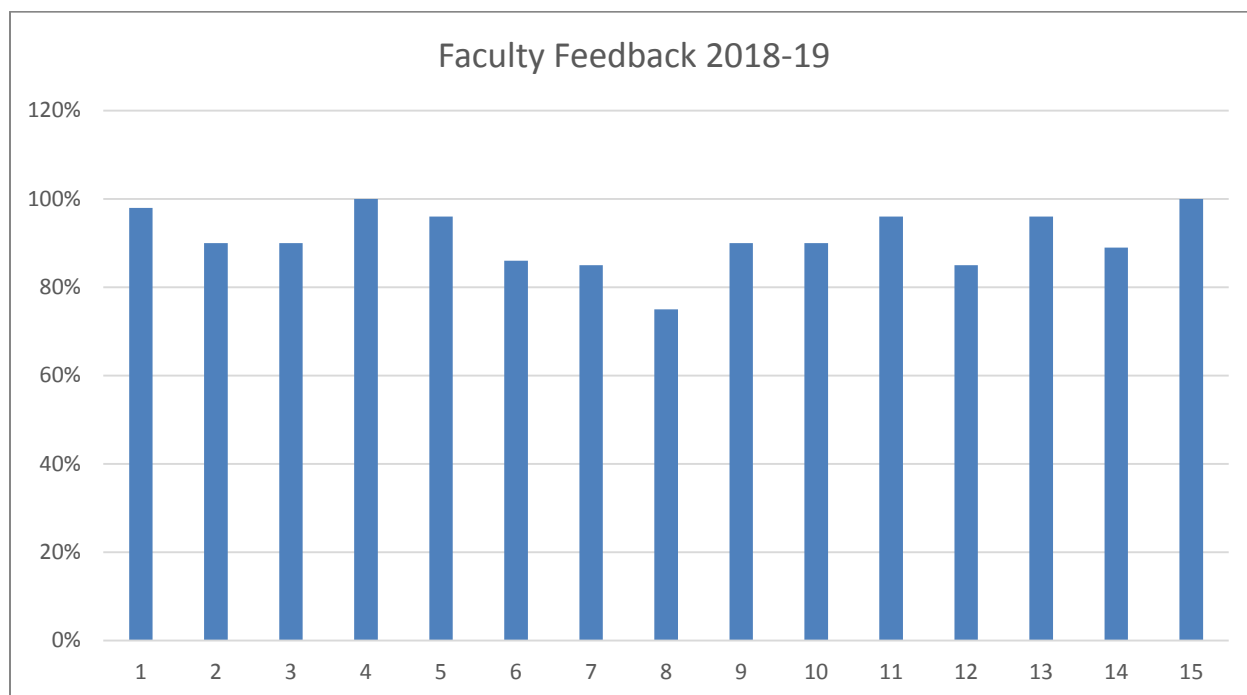
- Compared to the previous year feedback, the improvement could be seen in all the factors & overall average stood at 89% instead of 75% last year
- 100% of the faculty have opined that the classes are held as per the schedule & staff meeting are held regularly
- 98% of the faculty are of the opinion that the design & development of curriculum is suitable for the students, a 2% increase than the previous year
- The interaction of the students has increased by 3%, than the previous year which was 92%
- 2% increase has been seen in the feedback done by the faculty, regarding infrastructure, compared to the previous year 91%
- An increase of 2% can be seen in the feedback, regarding the curriculum being updated, 89% is the rating this year.
- The admission process factor which was at 85% earlier moved on to 88%, showing a 3% increased over the previous year.

**Suggestions:**

- On the basis of the previous year feedback, the faculty have been encouraged to organize seminars / workshops
- The ICT facilities need to be improved in the college for the faculty as well as students.

## FEEDBACK ANALYSIS: FACULTY 2018-19

%	Sl.No.	Parameters
98%	1	Design and development of curriculum
90%	2	The curriculum has been updated
90%	3	The admission process is effective
100%	4	The class work is taking place as per schedule
96%	5	The library is utilized optimally by the faculty
86%	6	Use of ICT in teaching is effective
85%	7	The teachers are encouraged to carryout research
75%	8	The teachers encouraged to organized seminar/ workshop
90%	9	The Teachers are encourage to participate in seminar/ workshop
90%	10	The merit of teachers is recognized by management
96%	11	The interaction of the students is effective
85%	12	The evaluation system by university is effective
96%	13	Infrastructure facilities are good
89%	14	Environment
100%	15	Staff meetings held regularly



The feedback was obtained from 20 faculties of Sri Sai College for Women.

**Observations:**

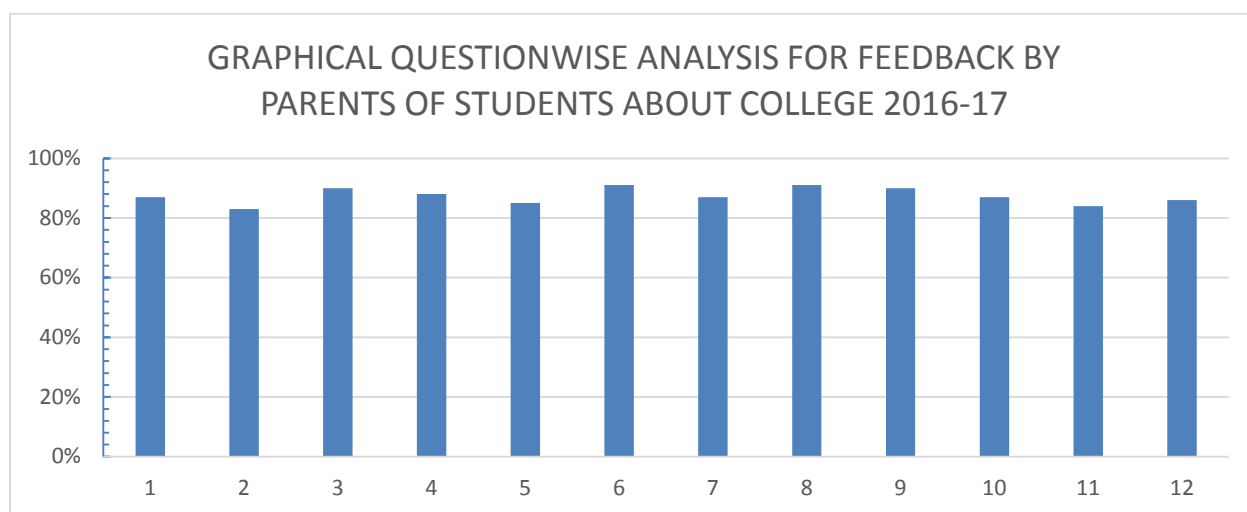
- Compared to the previous feedback the improvement could be seen in all the factors and the overall average stood at 91% instead of 89% last year
- 100% of the faculty have opined that the classes are held as per the schedule & staff meeting are held regularly
- The satisfactory level of the faculty for design and development of curriculum is almost at the same rating of 98%
- The interaction of students and the infrastructure together have scored 96%, an increase of 1% and 3% over the previous year
- 89% of faculty voiced that the environment is conducive for teaching as compared to 87% in the previous year
- The admission process factor which was at 88% in the previous year moved to 90% showing a 2% increase over the previous year

**Suggestions:**

- Even though a marginal improvement was recorded, still efforts need to be made to organize seminars and workshops.

## PARENTS FEEDBACK 2016-17

79%	1	Admission Procedure
78%	2	Infrastructure
77%	3	Work culture observed by you and your ward
65%	4	Canteen facility
75%	5	Library
71%	6	Sports and cultural activities
85%	7	Student counseling and career guidance
78%	8	Soft skills, knowledge, ethics morality observed by you and your ward
90%	9	Examination system adopted by the college
90%	10	Evaluation and feedback mechanism
84%	11	Placements
86%	12	Academic discipline



The feedback was obtained from 125 parents. Below are the observations and suggestions

## **Observations**

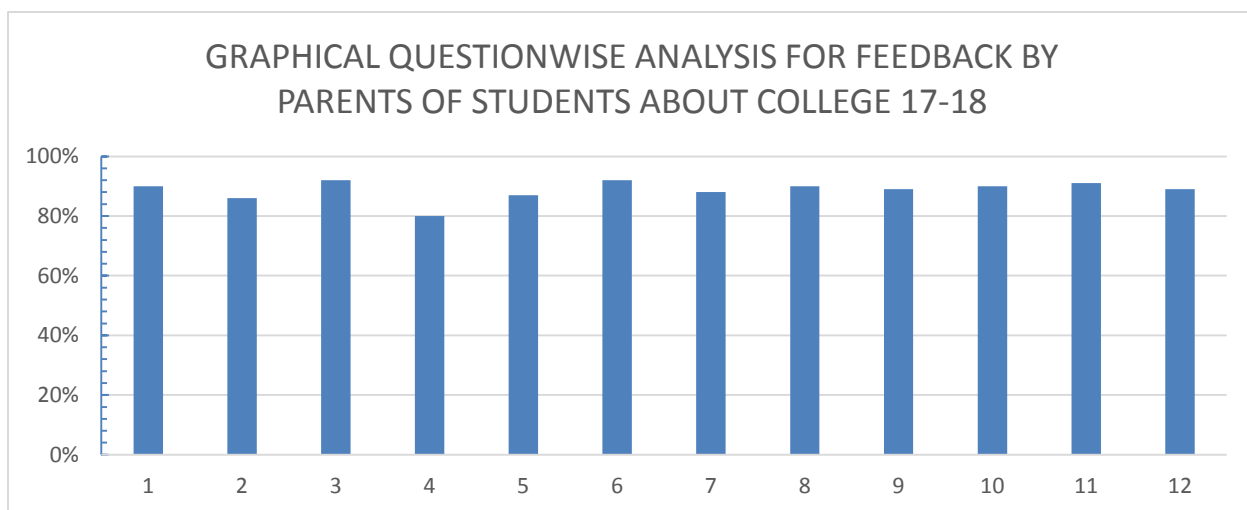
- The overall average feedback of the parents on all the factors are 80%
- The examination system followed by the institution and the evaluation mechanism and feedback given by the parents have been rated high at 90%.
- Academic discipline has been rated at 86% parents in voicing their opinion in the feedback form
- The students counseling and career guidance has been appreciated as 85% of the feedback received.
- Parents opined that the placements in the college has benefitted the students which took a percentage of 84%
- Facilities like canteen, sports, cultural activities and library have got lesser appreciation in the range of 65% to 75%

## **Suggestions**

- Suggested to change the canteen management and bring effective changes
- Sports and cultural activities need to be improved for the benefits of students.

## Parents' feedback 2017-18

83%	1	Admission Procedure
80%	2	Infrastructure and lab facilities
88%	3	Work culture observed by you and your ward
70%	4	Canteen facility
78%	5	Library
75%	6	Sports and cultural activities
88%	7	Student counseling and career guidance
90%	8	Soft skills, knowledge, ethics morality observed by you and your ward
92%	9	Examination system adopted by the college
92%	10	Evaluation and feedback mechanism
87%	11	Placements
89%	12	Academic discipline



The feedback was obtained from 115 parents. Below are the observations and suggestions

**Observations:**

- The overall average feedback of parents on all the factors is 84%, out of 12 factors.
- The examination system followed by the institution, evaluation mechanism and feedback given by the parents have been rated high at 92%, a 2% increase from the previous year
- Academic discipline has secured an increase of 3% parents and rated at 89% by the parents
- The students counseling and career guidance and work culture have been rated at 88%, showing an increase of 3% and 11% in comparison with the previous year
- Placements has got a rating of 87% this year, an increase of 3% than the previous year
- Facilities like canteen, sports, cultural activities and library were few other factors voiced by the parents around 70%-78% rating.

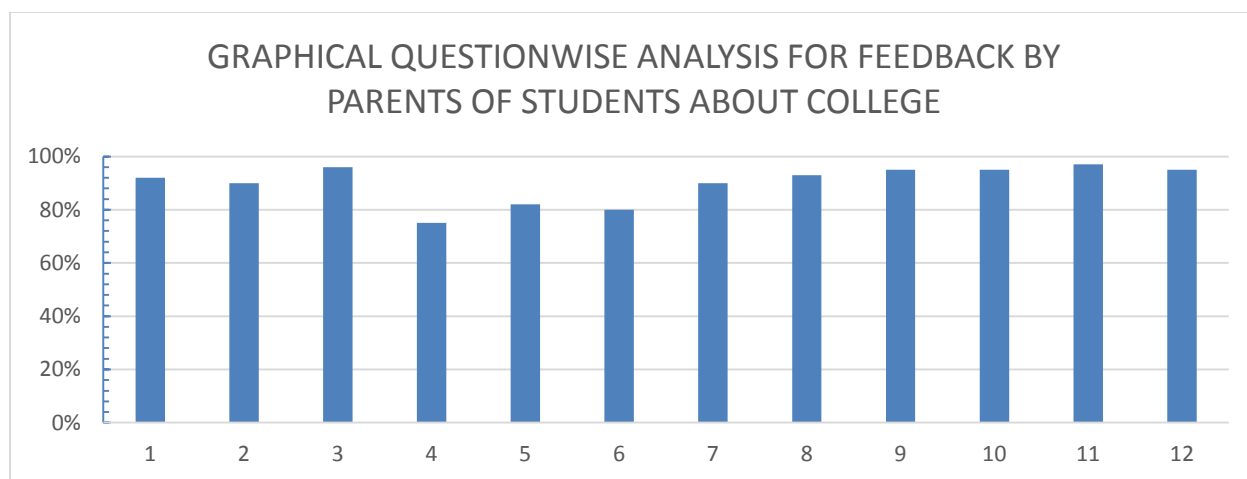
**Suggestions:**

- Canteen facilities need to be improved for the benefit of students
- Efforts need to be made towards improvising sports activities



## Parents feedback-2018-19

92%	1	Admission Procedure
90%	2	Infrastructure and lab facilities
96%	3	Work culture observed by you and your ward
75%	4	Canteen facility
82%	5	Library
80%	6	Sports and cultural activities
90%	7	Student counseling and career guidance
93%	8	Soft skills, knowledge, ethics morality observed by you and your ward
95%	9	Examination system adopted by the college
95%	10	Evaluation and feedback mechanism
97%	11	Placements
95%	12	Academic discipline



The feedback was obtained from 150 parents. Below are the observations and suggestions

## **Observations**

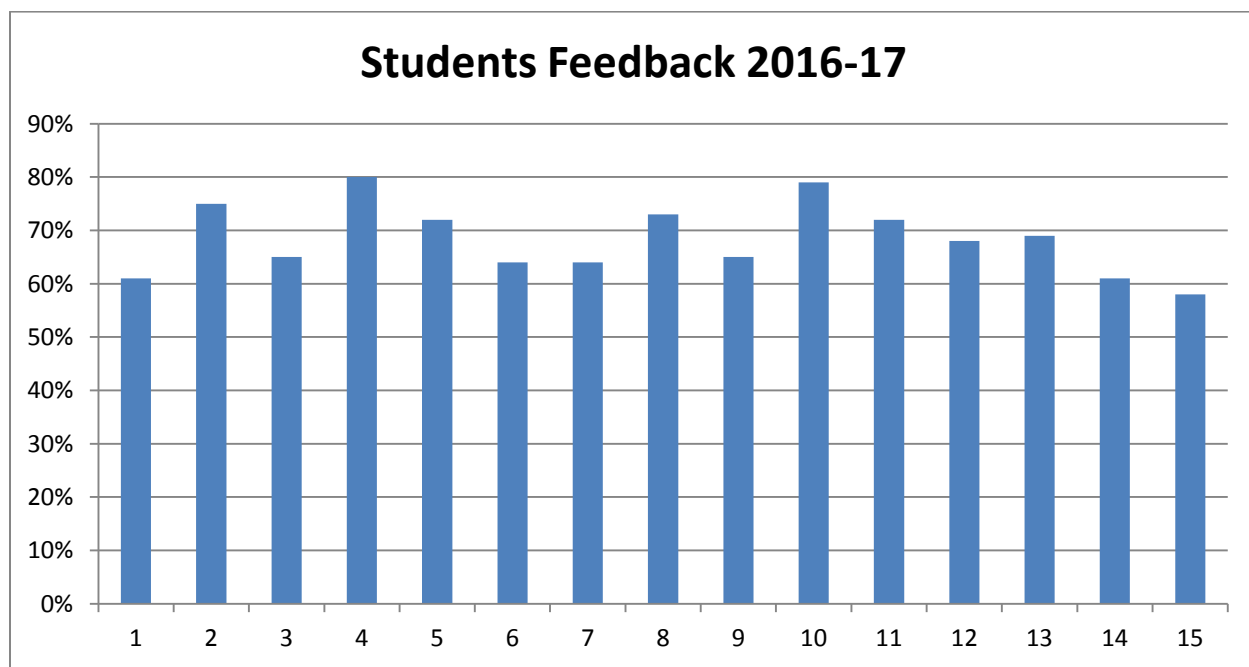
- The overall average feedback of parents on the factors is 93%, out of 12 factors
- The highest rating has been given for placements at 97% instead of 87% in the last academic year
- This year the work culture observed has seen a steep hike of 8% from the last year's rating of 88% to 96%
- Examination and evaluation system adopted by the college has seen 3% improvement in the ratings this year and stands at 95%
- 95% of parents have appreciated the academic discipline, a 6% increase than the previous year
- Facilities like canteen, sports, cultural activities and library were few other factors voiced by the parents around 75% to 82% ratings

## **Suggestions**

- Though there is an improvement voiced by the parents, the canteen facility still requires attention
- Gradually more books of different authors and publishers shall be provided in the library

## Students Feedback 2016-17

61%	1	Admission Procedure
75%	2	Fee structure
65%	3	Infrastructure
80%	4	Faculty
72%	5	Library
64%	6	Environment
64%	7	Sports
73%	8	NSS
65%	9	Canteen
79%	10	Parking, Security
72%	11	Quality of Education
68%	12	Relevance of your degree to your present job
69%	13	Teacher's contribution to your professional growth
61%	14	Value addition course
58%	15	Seminars & Work Shop



The feedback was obtained from 402 students and the findings are given below

**Observations:**

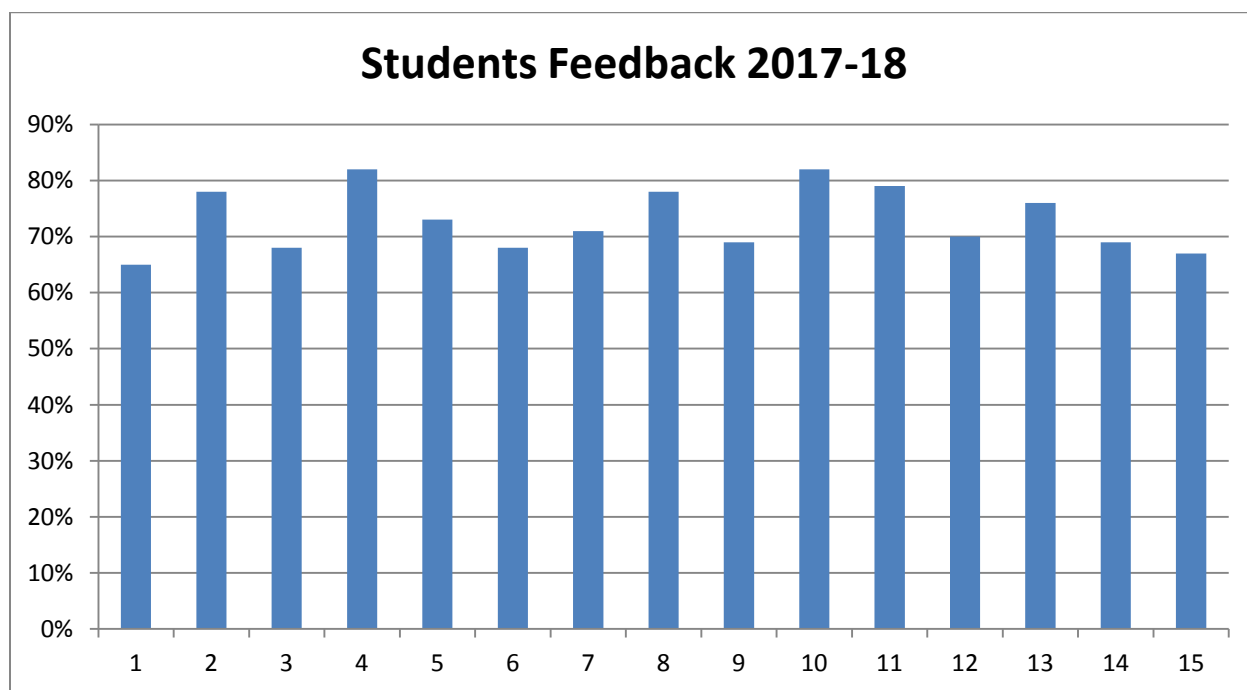
- The students feedback portrays that about 68% are satisfied while considering the overall average of all the factors.
- 80% of the students appreciated the faculty of the college
- 79% of the students have appreciated the parking and security of the college
- It has been pointed by the students that the fee structure is appropriate, which gained 75% of rating.
- 73% of the students voiced for NSS activities conducted in the college
- 72% of students appreciated the facilities provided by the library and the quality of education.

**Suggestions:**

- Action need to be taken to improve canteen facilities
- More value add courses need to be introduced

## Students Feedback 2017-18

% 65	1	Admission Procedure
% 78	2	Fee structure
% 68	3	Infrastructure
% 82	4	Faculty
% 73	5	Library
% 68	6	Environment
% 71	7	Sports
% 78	8	NSS
% 69	9	Canteen
% 82	10	Parking, Security
% 79	11	Quality of Education
% 70	12	Relevance of your degree to your present job
% 76	13	Teacher's contribution to your professional growth
% 69	14	Value addition course
% 67	15	Seminars & Work Shop



The feedback obtained from 320 students and the findings are given below.

**Observations:**

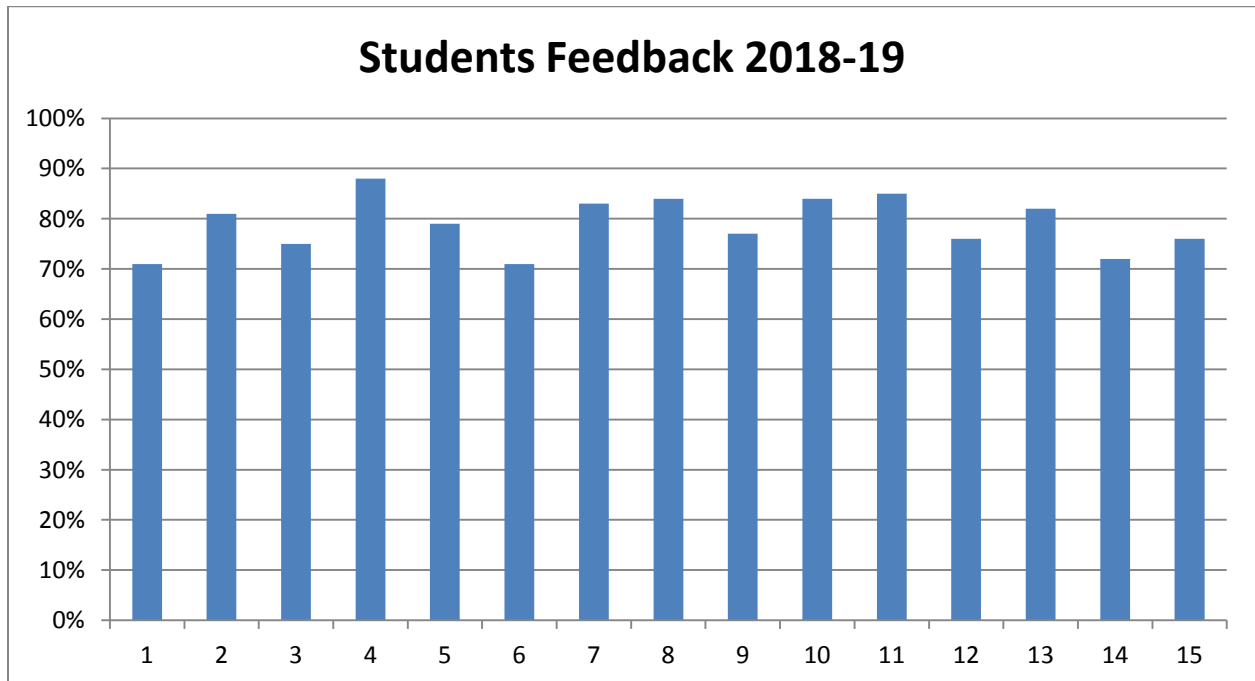
- The overall average during this year improved to 70% compare to 68% of last year.
- This year the major factor favored by the students is the faculty of the college and parking and security rating at 82%, an increase of 2% & 3% over the previous year.
- The quality of education scored 79% an increase of 9% in comparison with the academic year 2016-17.
- The fee structure which was rated at 75% in the previous year jumped to 78% this year showing and improvement.
- NSS activities have scored 78%, a 5% increased over the previous year.
- 73% of the students voiced for the library, a 1% increased over the previous year.

**Suggestions:**

- Action to be taken to increase the numbers of seminars and value add courses.
- Measure to be taken to improve canteen facilities.

## Students Feedback 2018-19

% 71	1	Admission Procedure
% 81	2	Fee structure
% 75	3	Infrastructure
% 88	4	Faculty
% 79	5	Library
% 71	6	Environment
% 83	7	Sports
% 84	8	NSS
% 77	9	Canteen
% 84	10	Parking, Security
% 85	11	Quality of Education
% 76	12	Relevance of your degree to your present job
% 82	13	Teacher's contribution to your professional growth
% 72	14	Value addition course
% 76	15	Seminars & Work Shop



The feedback obtained from 322 students and the findings are given below.

**Observations:**

- The overall average feedback of students on all the factors is 79%
- 88% of the students opined, about the faculty in the college, a 6% of increase over the previous year.
- The quality of the education scored 85%, and increase of 6% over the previous year.
- 84% of the students feedback was regarding parking , security & NSS activities, a 2% & 6% increase than the previous year.
- Sports has gained 83% in this year, an increase of 12% over the previous year.
- The teachers contribution to the growth of students scored 82%, an increase of 6% in comparison with the academic year 2017-18.

**Suggestions:**

- It is suggested to improve the canteen facilities for the satisfactions of the students & faculty
- It is suggested to increase the value added course